



AUSTRALIA
Maric Constant
Flow Valves



Product Data

Screwed Valves


Brass and Chrome

PVC

Stainless Steel

Flow Control Check Valves - 15mm

Flow Control Check Valves - 25mm



Exported
Globally

www.maric.com

V919

Maric Constant Flow Valves

Constant Flow Rate Regardless of Pressure



Est. 1963

Availability & Specifications – Maric Flow Control Valves

Body Sizes	Configurations <i>First letter specifies inlet</i>	Flow Rate Availability <i>See all Available Flow Rates below</i>
6mm (1/4")	F&F	from 0.15 to 9 l/m
10mm	F&F	from 0.15 to 9 l/m
15mm	F&F, M&F, F&M	from 0.15 to 23 l/m
20mm	F&F, M&F, F&M	from 0.15 to 54 l/m
25mm	F&F, M&F, F&M	from 0.4 to 114 l/m
32mm	F&F	from 15 to 233 l/m
40mm	F&F	from 15 to 233 l/m
50mm	F&F	from 15 to 342 l/m



Dimensions & Weights

Nominal size	1/4"	10	15	20	25	32	40	50
A/F Dimension "A"	18.0	22.0	25.4	31.8	40.0	50.8	57.0	70.0
FF Body Length "B"	32.0	33.1	41.8	47.9	58.0	66.2	66.2	74.8
MF Body Length "C"	-	15.0	23.2	30.8	39.7	-	-	-
FM Body Length "D"	18.4	15.0	23.2	28.6	36.4	-	-	-
Approx Weight Kg	0.06	0.07	0.1	0.18	0.3	0.6	0.8	1.3-2.2

Standard Performance

Pressure Differential Range
Flow Rate Accuracy
Headloss
Available Flow Rates
 (litres/min)

Unless otherwise specified, **standard** Nitrile "**Precision**" type control rubbers are fitted giving the valve the following standard performance; (Refer also to available; Product Data – Control Rubbers – Precision)

140 – 1000 kPa with Precision Rubbers fitted. (Higher DP options available)

+/- 10%

140 kPa at rated flow. (At lower than rated flows headloss reduces significantly.)

.15 / .2 / .25 / .3 / .35 / .4 / .45 / .5 / .55 / .63 / .7 / .8 / .9 / 1.0 / 1.1 / 1.2 / 1.3 / 1.5 / 1.6 / 1.8 / 2.0 / **2.3** / 2.5 / **2.8** / 3.0 / 3.2 / **3.5** / 4.0 / **4.5** / 5.0 / 5.5 / 6.3 / **7.0** / 8.0 / **9.0** / 10 / **11** / 12 / **13** / 15 / **16** / 18 / **20** / 23 / **25** / 28 / **32** / 36 / **41** / 45 / **49** / 54 / **59** / 66 / 73 / 82 / 91 / 102 / 114 / 125 / 138 / 150 / 162 / 180 / 199 / 216 / 233 lpm up to 342 lpm

Kwyflo flow rate options, (quiet design) are limited to the flows listed in **underlined bold type**

Materials Body

"DR" Brass to AS1562 alloy 352 (plus chrome plating if applicable)
 Chrome plated valves are available in most 15, 20 & 25mm body sizes

Quality & Construction Threads

Valves comply to WaterMark Technical Standards WMTS-037.1 and AS 4020
 BSPT to AS ISO 7.1-2008 Male Series R, Female RP
 NPT available for minimum order quantities.

Max Pressure Differential
Max Hydrostatic Pressure
Max Temperature
Compatible Control Rubbers

1500 kPa (for N6 and EP rubbers only)
 6000 kPa
 60°C for Nitrile control rubbers, 100°C for EPDM
 Standard Precision P (Non Standard LP, N6, EP, V, K, HF)

www.maric.com

Telephone:
 08 8431 2281
 (+61 8 8431 2281)
 Facsimile:
 08 8431 2025

Specifying valves

When ordering these valves, please be sure to specify;

- Body size • Thread configuration • Body material
- Control rubber material and pressure differential range - if other than Precision
- Flow Rate



Maric Constant Flow Valves


Constant Flow Rate Regardless of Pressure



Est. 1963

Availability & Specifications – Maric Flow Control Valves

Body Sizes	Configurations	Flow Rate Availability
<i>See all Available Flow Rates below</i>		
6mm (1/4")	F&F	from 0.15 to 9 l/m
15mm	F&F	from 0.15 to 23 l/m
20mm	F&F	from 0.15 to 54 l/m
25mm	F&F	from 0.4 to 114 l/m
32mm	F&F	from 15 to 233 l/m
40mm	F&F	from 15 to 233 l/m
50mm	F&F	from 15 to 342 l/m



Dimensions & Weights

Nominal size	1/4"	15	20	25	32	40	50
A/F Dimension "A"	23.0	32.0	40.0	46.0	56.0	71.0	86.0
FF Body Length "B"	32.0	41.8	47.9	58.0	74.8	74.8	80.8
Approx Weight Kg	0.02	0.04	0.06	0.09	0.15	0.28	0.46



Standard Performance

Pressure Differential Range
Flow Rate Accuracy
Headloss
Available Flow Rates
 (litres/min)

Unless otherwise specified, **standard** Nitrile "**Precision**" type control rubbers are fitted giving the valve the following standard performance; (Refer also to available; Product Data – Control Rubbers – Precision)

140 – 1000 kPa
 +/- 10%
 140 kPa at rated flow. (At lower than rated flows headloss reduces significantly.)
 .15 / .2 / .25 / .3 / .35 / .4 / .45 / .5 / .55 / .63 / .7 / .8 / .9 / 1.0 / 1.1 / 1.2 / 1.3 / 1.5 / 1.6 / 1.8 / 2.0 / **2.3** / 2.5 / **2.8** / 3.0 / 3.2 / **3.5** / 4.0 / **4.5** / 5.0 / 5.5 / 6.3 / **7.0** / 8.0 / **9.0** / 10 / **11** / 12 / **13** / 15 / **16** / 18 / **20** / 23 / **25** / 28 / **32** / 36 / **41** / 45 / **49** / 54 / **59** / 66 / 73 / 82 / 91 / 102 / 114 / 125 / 138 / 150 / 162 / 180 / 199 / 216 / 233 lpm up to 342 lpm
 Kwylflo flow rate options, (quiet design) are limited to the flows listed in **underlined bold type**

Materials **Body**

UPVC compliant with AS4020 drinking water requirements

Quality & Construction

Valves comply to WaterMark Technical Standards WMTS-037.1 and AS 4020

Threads

BSP to AS ISO 7.1-2008 Series RP (Parallel)
 NPT available for minimum order quantities.

Max Pressure Differential

1000 kPa, or limited by Control Rubber type

Max Hydrostatic Pressure

3000 kPa

Max Temperature

50°C

Compatible Control Rubbers

Standard Precision P (Non Standard LP, EP, V, K, HF)

Installation

Maximum recommended tightness is hand-tight plus a quarter of a turn

www.maric.com

Telephone:

08 8431 2281
 (+61 8 8431 2281)

Facsimile:

08 8431 2025

Specifying valves

When ordering these valves, please be sure to specify;

- Body size • Thread configuration • Body material
- Control rubber material and pressure differential range - if other than Precision
- Flow Rate



Maric Constant Flow Valves


Constant Flow Rate Regardless of Pressure



Est. 1963

Availability & Specifications – Maric Flow Control Valves

Body Sizes	BSP Configurations <i>First letter specifies inlet</i>	NPT Configurations <i>First letter specifies inlet</i>	Flow Rate Availability <i>See all Available Flow Rates below</i>
6x3mm (1/4" x 1/8")	F&M	-	from 0.15 to 9 l/m
6mm (1/4")	F&F, F&M	F&F	from 0.15 to 9 l/m
10mm	M&F	F&F	from 0.15 to 9 l/m
15mm	F&F, M&F, F&M	F&F	from 0.15 to 23 l/m
20mm	F&F	F&F	from 0.15 to 54 l/m
25mm	F&F, M&F, F&M	F&F	from 0.4 to 114 l/m
32mm	F&F	F&F	from 15 to 233 l/m
40mm	F&F	F&F	from 15 to 233 l/m
50mm	F&F	F&F	from 15 to 233 l/m



Dimensions & Weights

Nominal size	1/4" x 1/8"	1/4"	10	15	20	25	32	40	50
A/F Dimension "A"	18.0	18.0	22.0	25.4	31.8	40.0	57.0	57.0	70.0
FF Body Length "B"	-	32.0	-	41.8	47.9	58.0	66.2	66.2	74.8
MF Body Length "C"	-	-	15.0	23.2	-	39.7	-	-	-
FM Body Length "D"	18.6	18.6	-	23.2	-	36.4	-	-	-
NPT (F&F only)	-	32.8	33.1	42.0	43.1	57.0	61.6	61.6	62.4
Approx Weight Kg	0.03	0.04	0.05	0.1	0.18	0.22	0.83	0.7	1.0

Standard Performance

Pressure Differential Range
Headloss
Flow Rate Accuracy
Available Flow Rates

(litres/min)

Unless otherwise specified, **standard** Nitrile "Precision" type control rubbers are fitted giving the valve the following standard performance; (Refer also to available; Product Data – Control Rubbers – Precision)

140 – 1000 kPa (Higher DP options available)

140 kPa at rated flow. (At lower than rated flows headloss reduces significantly.)

+/- 10%

.15 / .2 / .25 / .3 / .35 / .4 / .45 / .5 / .55 / .63 / .7 / .8 / .9 / 1.0 / 1.1 / 1.2 / 1.3 / 1.5 / 1.6 / 1.8 / 2.0 / **2.3** / 2.5 / **2.8** / 3.0 / 3.2 / **3.5** / 4.0 / **4.5** / 5.0 / 5.5 / 6.3 / **7.0** / 8.0 / **9.0** / 10 / **11** / 12 / **13** / 15 / **16** / 18 / **20** / 23 / **25** / 28 / **32** / 36 / **41** / 45 / **49** / 54 / **59** / 66 / 73 / 82 / 91 / 102 / 114 / 125 / 138 / 150 / 162 / 180 / 199 / 216 / 233 lpm up to 342 lpm

Materials

Body

316 Stainless Steel to ASTM484/A276

Threads, BSPT

BSPT to AS ISO 7.1-2008 Male Series R, Female RP (Standard)

Threads, NPT

NPT to ANSI/ASME B1.20.1 Female NPSC, Male NPT

Max Pressure Differential

2000 kPa (for N7 & E7 rubbers only)

Max Hydrostatic Pressure

6000 kPa

Max Temperature

60°C for Nitrile control rubbers, 100°C for EPDM, 200°C for Viton

Compatible Control Rubbers

Standard Precision P (Non Standard LP, N6, N7, EP, E7, V, HF)

www.maric.com

Telephone:

08 8431 2281

(+61 8 8431 2281)

Facsimile:

08 8431 2025

Specifying valves

When ordering these valves, please be sure to specify;

- Body size • (NPT if applicable) • Thread configuration • Body material
- Control rubber material and pressure differential range - if other than Precision
- Flow Rate



Maric Constant Flow Valves

Constant Flow Rate Regardless of Pressure



Est. 1963

Application


For providing the centrifugal pumping industry with a constant glandwater flow rate to pump glands, - with backflow prevention. A constant pre-set maximum flow rate to centrifugal pump glands can be achieved irrespective of fluctuating gland-water supply pressure, gland condition, or centrifugal pump discharge pressure.

Benefits

- A constant supply of glandwater to the gland, ensures the life of expensive pump seals are maximised.
- Can ensure that the slurry will not be unnecessarily diluted.
- Prevents one centrifugal pump from robbing all the available gland water in the event of its failure, which could result in the simultaneous failure of all other glands supplied from the same water supply.
- Minimise wastage of available water supplies

Features

- Constant glandwater flow rate
- Back-flow prevention
- High pressure and high temperature handling
- Corrosion and scale resistant assembly



Non-Return Feature. The maintenance free design of the Maric valve uses the flow control rubber as the flexible sealing component in the non-return mechanism. The flexing of the control rubber under normal operating conditions prevents scale build-up on the rubbers surface, which ensures a reliable seal, even after extended periods of no reverse pressure.

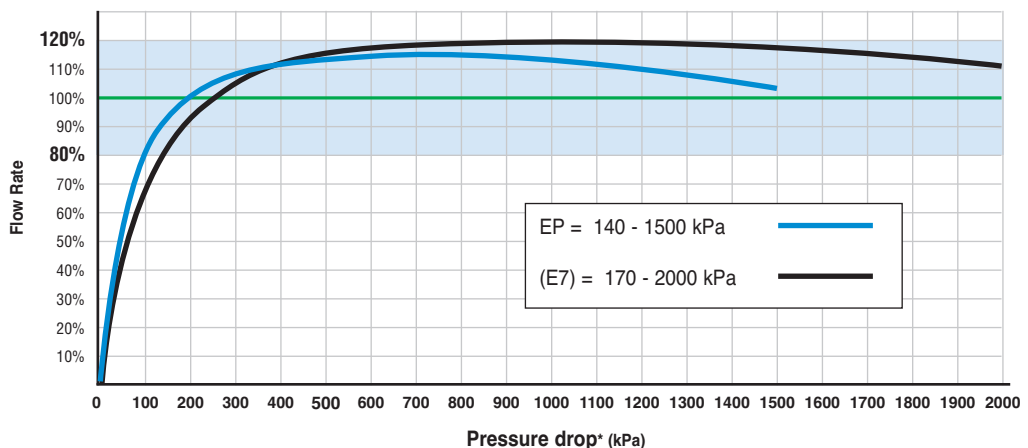
Standard Performance

Pressure Differential Range	Unless otherwise specified, EP type EPDM control rubbers are fitted giving the valve the following standard performance;
Headloss	140 – 1500 kPa
Flow Rate Accuracy	140 kPa at rated flow. (At lower than rated flows headloss, reduces significantly.)
Available Flow Rates (litres/min)	+/- 20%
Check Valve Operation	.4 / .45 / .5 / .55 / .63 / .7 / .8 / .9 / 1.0 / 1.1 / 1.2 / 1.3 / 1.5 / 1.6 / 1.8 / 2.0 / 2.3 / 2.5 / 2.8 / 3.0 / 3.2 / 3.5 / 4.0 / 4.5 / 5.0 / 5.5 / 6.3 / 7.0 / 8.0 / 9.0 / 10 / 11 / 12 / 13 / 15 / 16 / 18 lpm
Body Material	Closed when reverse pressure of 70 kPa exists
Thread Configuration	303 Stainless Steel to ASTM484/A582
Threads, BSPT	F&M, Female inlet (parallel), Male outlet,(tapered)
Threads, NPT (non-standard)	15mm (1/2") BSPT to AS1722.1 Female Series RP, Male Series R
Max Hydrostatic Pressure	15mm (1/2") NPT to ANSI/ASME B1.20.1, Female NPSC, Male NPT
Temperature Range	6000 kPa
	0 - 100 degrees C.

Non-Standard Specifications High pressure 2, "E7", 170 – 2000 kPa. is also available. Alternative flow rates apply

Performance Curve Options – Maric, No 15 Flow Control Check Valve

EP = 140 - 1500 kPa, High Pressure 2 (E7) = 170 - 2000 kPa



www.maric.com

Telephone:

08 8431 2281

(+61 8 8431 2281)

Facsimile:

08 8431 2025



Please Specify When Ordering:

Body Size	Configuration	Body Material	Control Rubber	Check	Flow Rate
15mm	F&M	Stainless	EP (or E7)	C	0.4 to 18 lpm

Options / Description

Example Part Number for 18 lpm; **15 FM S EP C 18**

(Add N here for NPT if required)

Maric Constant Flow Valves

Constant Flow Rate
Regardless of Pressure



Est. 1963

Application

For providing the centrifugal pumping industry with a constant glandwater flow rate to pump glands, with backflow prevention. A constant pre-set maximum flow rate to centrifugal pump glands can be achieved irrespective of fluctuating gland-water supply pressure, gland condition, or centrifugal pump discharge pressure.

Benefits

- A constant supply of glandwater to the gland, ensures the life of expensive pump seals are maximised.
- Can ensure that the slurry will not be unnecessarily diluted.
- Prevents one centrifugal pump from robbing all the available gland water in the event of its failure, which could result in the simultaneous failure of all other glands supplied from the same water supply.
- Minimise wastage of available water supplies

Features

- Constant glandwater flow rate
- Back-flow prevention
- High pressure and high temperature handling
- Corrosion and scale resistant assembly



Non-Return Feature. The maintenance free design of the Maric valve uses the flow control rubber as the flexible sealing component in the non-return mechanism. The flexing of the control rubber under normal operating conditions prevents scale build-up on the rubbers surface, which ensures a reliable seal, even after extended periods of no reverse pressure.

Standard Performance

Pressure Differential Range

Unless otherwise specified, **standard** Nitrile “**Precision**” type control rubbers are fitted giving the valve the following standard performance;

Headloss

140 – 1000 kPa

Flow Rate Accuracy

140 kPa at rated flow. (At lower than rated flows, headloss reduces significantly.)

Available (Precision) Flow Rates

+/- 10%

(litres/min)

Check Valve Operation

15 / 16 / 18 / 20 / 23 / 25 / 28 / 32 / 36 / 41 / 45 / 49 / 54 / 59 / 66 lpm

For flow rates in other control rubber types - contact a Maric rep.

Closed when reverse pressure of 70 kPa exists

Body Material

316 Stainless Steel to ASTM484/A276

Thread Configuration

F&M, Female inlet (parallel), Male outlet, (tapered)

Threads, BSPT

25mm (1”) BSPT to AS1722.1 Female Series RP, Male Series R

Threads, NPT (non-standard)

25mm (1”) NPT to ANSI/ASME B1.20. Female NPSC, Male NPT

Max Hydrostatic Pressure

6000 kPa

Temperature Range

0 - 60 degrees C. (100°C for non-standard EPDM control rubbers)

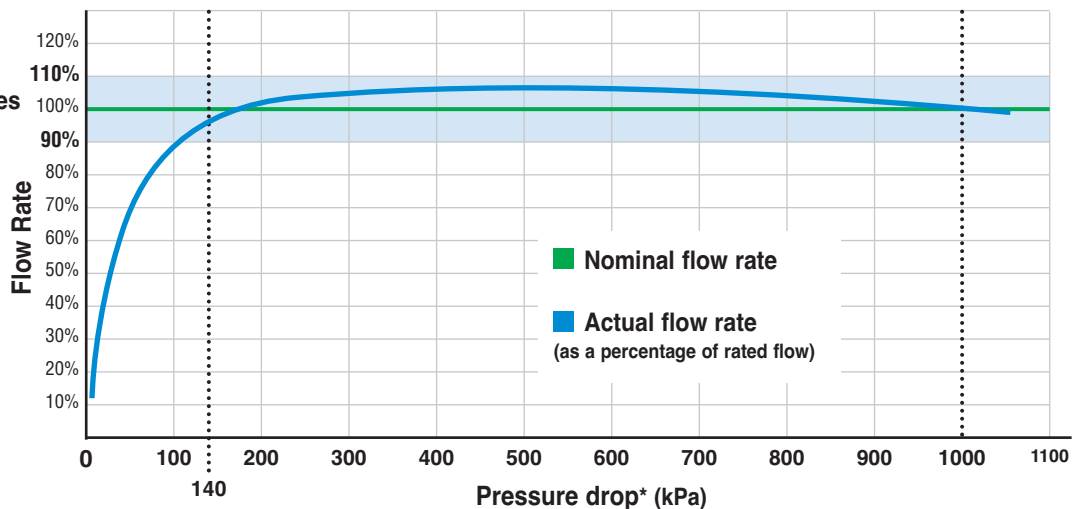
Non-Standard Specifications

Control rubber material EPDM for higher temp and / or caustic handling

Pressure differential ranges 140 - 1500 kPa., & 170 - 2000 kPa. In EPDM or Nitrile - Refer to “How to Specify Maric Valves” Alternative flow rates apply. Flow accuracy is +/- 20%

Performance graph for standard valves with control rubber type, Precision

*Pressure drop is the difference between inlet and outlet pressure across the valve.



www.maric.com

Telephone:

08 8431 2281

(+61 8 8431 2281)

Facsimile:

08 8431 2025



Please Specify When Ordering:

Body Size	Configuration	Body Material	Control Rubber	Check	Flow Rate
25mm	F&M	Stainless	Precision (or other)	C	18 to 66 lpm

Example Part Number for 66 lpm; **25 FM S P C 66**
(Add **N** here for NPT if required)